

CLASS 125 BRASS GATE VALVE

Screwed bonnet, Non-rising stem, Threaded ends to BS21 (JIS B0203) or NPT, or solder joint ends

W.O.G. non-shock 1.38 MPa (200 psi), Saturated steam pressure 0.86 MPa (125 psi)



Fig. FH*

- Threaded end to BS21 (JIS B0203)



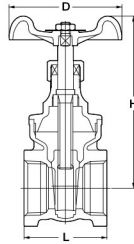
Fig. CFH

- Solder joint ends to ASME B16.18

Fig. AKFH

- Threaded end to ASME B1.20.1

*Taper pipe threads for connection shall refer to JIS B0203 standards, while the length of useful threads and the positions of gauge planes are built on KITZ standard.



Materials

Parts	Material
Body	Brass
Bonnet	Brass
Stem	Dezincification Resistant Brass
Disc	Brass
Gland packing	Aramid Fibers Graphite

⚠ Solder joint end valves should not be used in service where the temperature of the line fluid is higher than the softening point of the solder.

⚠ Do not use for flammable gas or toxic gas.

Dimensions

Nominal Size	inch	1/4	3/8	1/2	3/4	1	1 1/4	1 1/2	2	2 1/2	3	mm
	mm	8	10	15	20	25	32	40	50	65	80	
L		35	38	42	47	50	60	63	72	82	92	
L1 Solder			37	45	60	70	77	86	104	115	127	
H		70	73	73	87	97	118	126	154	187	205	
H Solder			77	77	87	97	118	126	154	187	205	
D		50	50	50	55	60	70	80	90	100	115	

CLASS 125 BRONZE GATE VALVE

Screwed bonnet*, Non-rising stem, Threaded ends to BS21 (JIS B0203) or NPT, or solder joint ends

W.O.G. non-shock 1.38 MPa (200 psi), Saturated steam pressure 0.86 MPa (125 psi)

*Size 3/8 to 2: Screwed-over-bonnet



Fig. H*

- Threaded end to BS21 (JIS B0203)

Fig. AKH

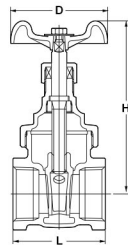
- Threaded end to ASME B1.20.1



Fig. CH

- Solder joint ends to ASME B16.18

*Taper pipe threads for connection shall refer to JIS B0203 standards, while the length of useful threads and the positions of gauge planes are built on KITZ standard. (size up to 2 and 4)



Materials

Parts	Material
Body	Bronze
Bonnet	Bronze
Stem	Dezincification Resistant Brass
Disc	Dezincification Resistant Brass/Bronze*
Gland packing	Aramid Fibers Graphite

*Size 3/4 & larger

⚠ Solder joint end valves should not be used in service where the temperature of the line fluid is higher than the softening point of the solder.

⚠ Do not use for flammable gas or toxic gas.

Dimensions

Nominal Size	inch	3/8	1/2	3/4	1	1 1/4	1 1/2	2	2 1/2	3	4	mm
	mm	10	15	20	25	32	40	50	65	80	100	
L		42	45	50	57	61	67	74	90	100	121	
L1 Solder			39	46	61	72	78	87	102	115	130	173
H		74	80	90	105	118	135	159	202	223	280	
D		50	50	55	60	70	80	90	115	135	155	

CLASS 125 BRONZE GATE VALVE

Screwed bonnet, Non-rising stem, Threaded ends to BS21 (JIS B0203)

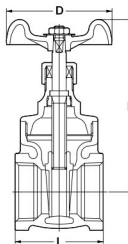
W.O.G. non-shock 1.38 MPa (200 psi), Saturated steam pressure 0.86 MPa (125 psi)



Fig. S*

- Threaded end to BS21 (JIS B0203)

*Taper pipe threads for connection shall refer to JIS B0203 standards, while the length of useful threads and the positions of gauge planes are built on KITZ standard.



Materials

Parts	Material
Body	Bronze
Bonnet	Brass
Stem	Dezincification Resistant Brass
Disc	Brass
Gland packing	Aramid Fibers Graphite

⚠ Do not use for flammable gas or toxic gas.

Dimensions

Nominal Size	inch	3/8	1/2	3/4	1	1 1/4	1 1/2	2	2 1/2	3	mm
	mm	10	15	20	25	32	40	50	65	80	
L		38	42	47	50	60	63	72	80	90	
H		75	75	86	97	117	126	154	167	200	
D		50	50	55	60	70	80	90	100	115	